


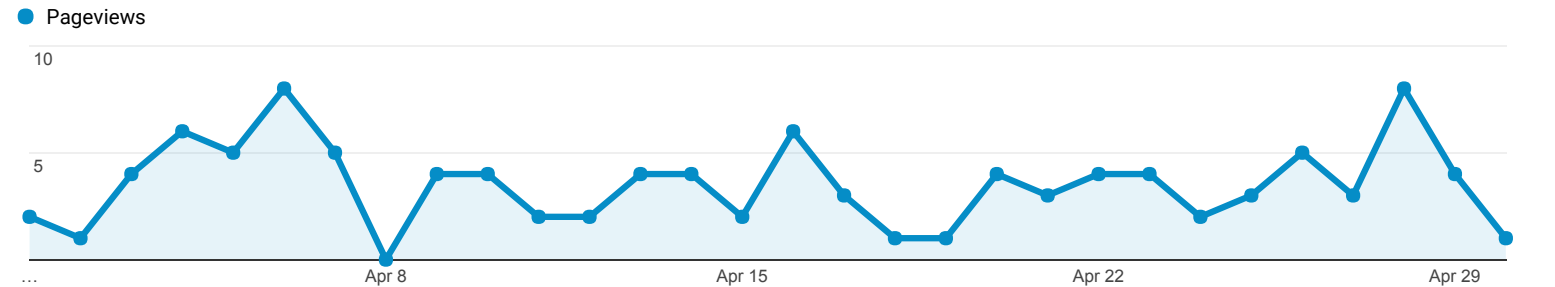
# GLE Alert report

Apr 1, 2017 - Apr 30, 2017

The table rows have been filtered to include only data for "Destination Page". The graph and table headers include totals for all data.

All Users  
82.68% Pageviews

GLE Alert




Country		Pageviews	Users	New Users	Avg. Time on Page
		105 % of Total: 82.68% (127)	29 % of Total: 74.36% (39)	16 % of Total: 61.54% (26)	00:03:24 Avg for View: 00:03:14 (5.15%)
1.	Switzerland	30 (28.57%)	1 (3.45%)	0 (0.00%)	00:00:16
2.	Greece	18 (17.14%)	7 (24.14%)	1 (6.25%)	00:00:17
3.	New Zealand	17 (16.19%)	2 (6.90%)	1 (6.25%)	00:00:00
4.	Uruguay	15 (14.29%)	4 (13.79%)	4 (25.00%)	00:08:41
5.	Belgium	10 (9.52%)	4 (13.79%)	1 (6.25%)	00:00:09
6.	United States	4 (3.81%)	3 (10.34%)	3 (18.75%)	00:00:00
7.	Slovakia	3 (2.86%)	1 (3.45%)	1 (6.25%)	00:00:00
8.	Russia	2 (1.90%)	1 (3.45%)	1 (6.25%)	00:01:13
9.	China	1 (0.95%)	1 (3.45%)	1 (6.25%)	00:00:00
10.	Germany	1 (0.95%)	1 (3.45%)	0 (0.00%)	00:00:00

Rows 1 - 10 of 14

# Multi-Station report

Apr 1, 2017 - Apr 30, 2017

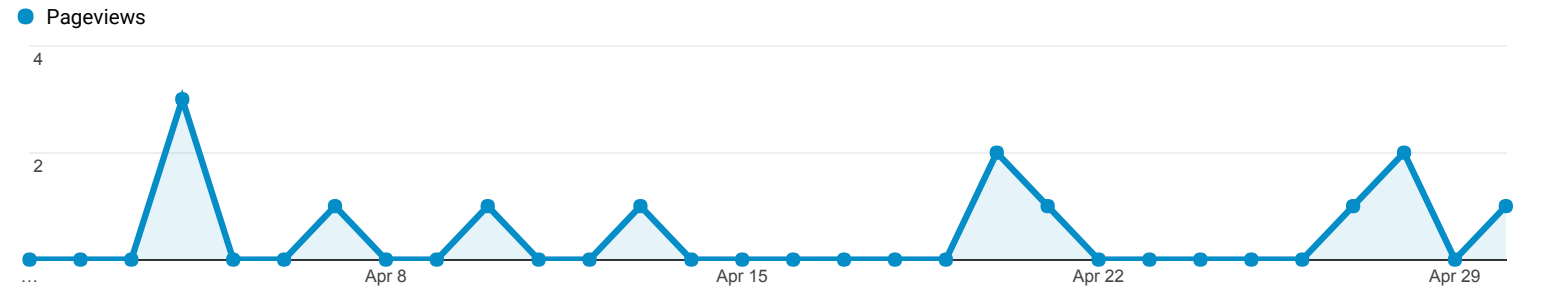
The table rows have been filtered to include only data for "Destination Page". The graph and table headers include totals for all data.



All Users

10.24% Pageviews

Multi-Station



Country		Pageviews	Users	New Users	Avg. Time on Page
		13 % of Total: 10.24% (127)	8 % of Total: 20.51% (39)	1 % of Total: 3.85% (26)	00:00:04 Avg for View: 00:03:14 (-97.94%)
1.	Brazil	4 (30.77%)	1 (12.50%)	0 (0.00%)	00:00:00
2.	Greece	4 (30.77%)	3 (37.50%)	0 (0.00%)	00:00:00
3.	Belgium	3 (23.08%)	2 (25.00%)	0 (0.00%)	00:00:00
4.	Netherlands	1 (7.69%)	1 (12.50%)	1 (100.00%)	00:00:04
5.	Romania	1 (7.69%)	1 (12.50%)	0 (0.00%)	00:00:00

Rows 1 - 5 of 5